

V3-204 Cut Sheet

One of our most popular product lines, the countertop range is ideal for those servicing high traffic locations with limited available installation space.



Standard features:

- Compact footprint relative to output
- System can be installed entirely under the counter to resolve space challenges
- Equipped with alarms for CO2 bottle replacement, power and service requirements
- 60 Vivreau designer glass bottles and one wash rack included with each system

Options & Accessories:

- Custom branding and messaging is available for reusable bottles to convey your commitment to the environment. Multiple bottle styles to choose from.
- Antimicrobial films to be attached on the touch handles.
- Natural flavors available to provide a health-minded alternative to sugary sodas and expensive fruit infused service.

Ideal for:

Conference & Meeting Facilities, Country Clubs, Healthcare, Higher Education, Hospitality, Parks & Destination, Hotels, Restaurants, Refreshment Services, Senior Dining, Sports and Leisure Facilities

Average output capacity:

21 gal/80L per hour of chilled still



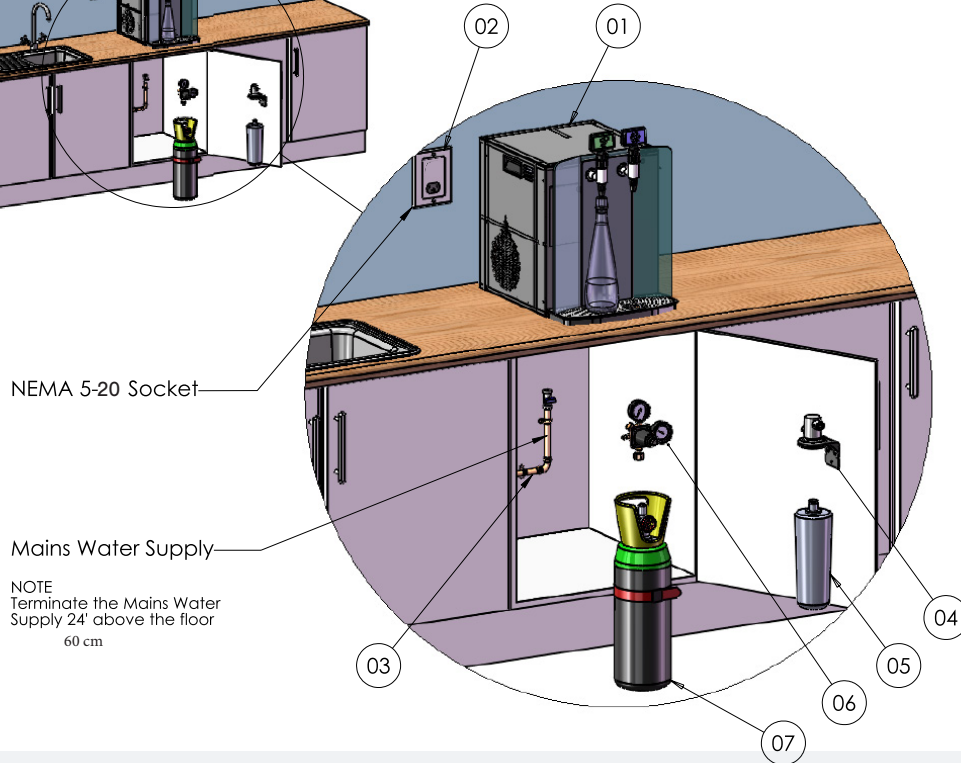
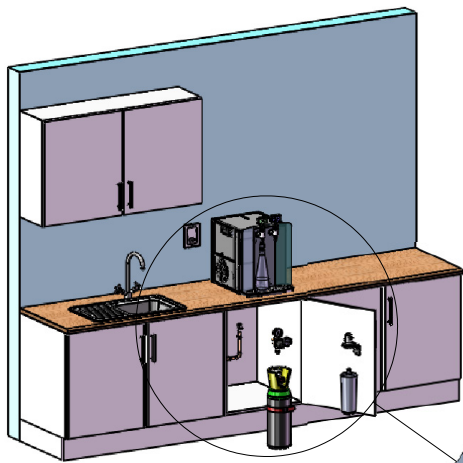
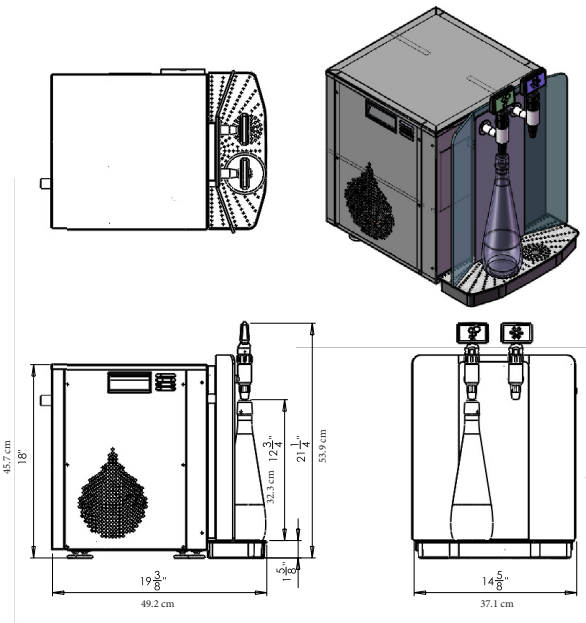
STILL



SPARKLING

Specifications	
Design	Countertop
System dimensions (W X H X D)	14 5/8 X 21 1/4 X 19 3/8 inch 37.1 X 53.9 X 49.2 cm 5 (diam) X 14 (H) inch 12.7 X 35.5 cm (chiller filter)
Fits into base cabinet with the following dimensions (W X H X D)	24 X 29 1/2 X 24 inch 60.9 X 74.9 X 60.9 cm
Weight	73 lbs 33.1 kg 3 lbs 1.3 kg (chiller filter)
Electrical	
Electrical Requirement	(1) 20amp electrical circuit GFCI recommended (NEMA 5-20R) 120V, 60Hz (8 amps)
CO2	
CO2 (customer supplied)	If connecting to a bulk or existing CO2 system, a CO2 line terminating at a 1/4" barbed shutoff valve must be available within 40" of the System installation site, 100psi minimum pressure. 20 lbs CO2 cylinder recommended to fit inside cabinet of unit.
Plumbing	
Water connection	1 potable 1/2 cold water supply terminating in a 1/2 ball valve with a 1/2 female pipe thread
Minimum water pressure	50 PSI
Minimum water flow	80 Gallons per hour
NOTE: Any incoming water temperature above 60°F (15.5°C) will severely compromise the ability for the system to maintain a cold water supply.	

Equipment Dimensions



NOTE
Terminate the Mains Water Supply 24" above the floor
60 cm

ITEM NO.	DESCRIPTION
01	Over Counter Bottler
02	NEMA 5-20
03	Water Pipe 1/2" Supply
04	Filter Head
05	Filter
06	CO2 Reg
07	CO2 Cylinder

Consultant specification:

Vivreau Water Bottling System, mini bottler, dual tap, countertop, self-contained ice-bank refrigeration, advanced micro-filtered, chilled still & sparkling water, filter with filter head, CO2 cylinder (CO2 is customer supplied), CO2 regulator, stainless steel drip tray, removable nozzles, x1 20amp electrical receptacle (5-20 R) 120V 60Hz (8 amps), NEMA 5-20R, ETL, NSF (for indoor use only)